

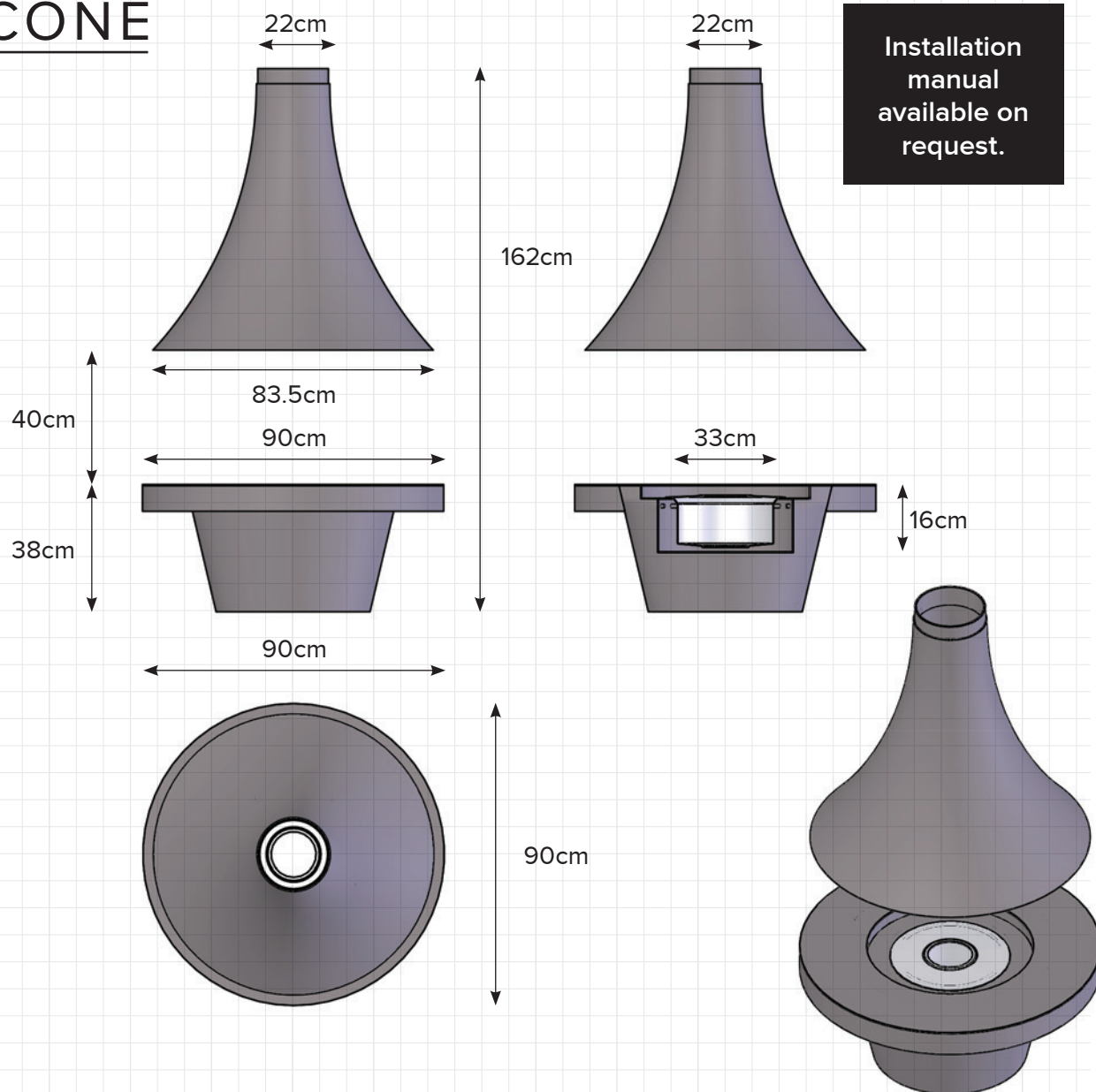


CONE

SUSPENDED FIRE

 **NAKED FLAME**

CONE



FIRE INSERT OPTIONS:

- **BIOFUEL** - Eco-friendly, 100% heat-efficient and clean burning, which means no smoke so you don't need a chimney or a consent.
- **GAS** (Natural or LPG) - We offer a gas insert option (through a third party).
- **ELECTRIC** - Just for looks, but what stunningly beautiful looks.

Flue can be customised to various lengths and ceiling slope.

MATERIALS

- Material: Cold rolled steel
- Thickness: 4mm
- Colour: Black

GUARANTEE

Full money back 5 year guarantee on any faulty product.

VISIT OUR STORE

18 Barrys Point Road
Takapuana
Auckland


CONTACT US

0800 468 836
sales@nakedflame.nz
nakedflame.nz

NAKED FLAME
DESIGNER BIOFUEL FIREPLACES

AB8



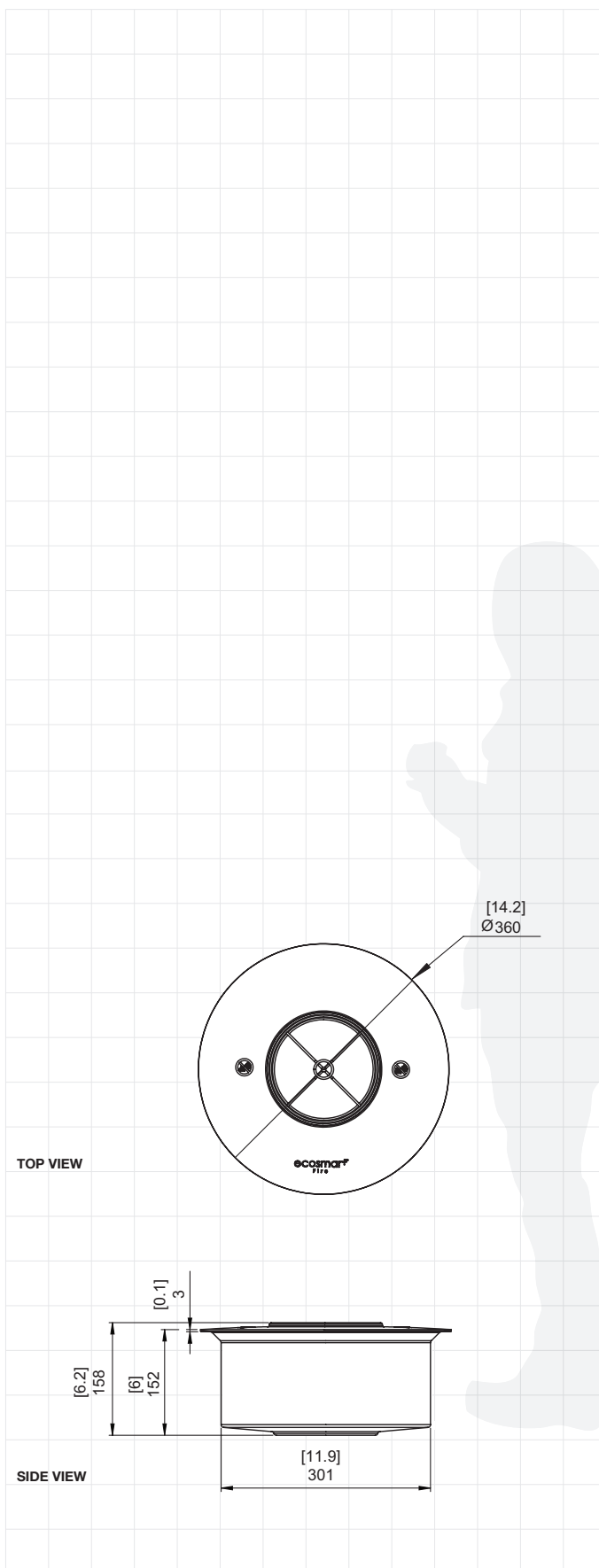
| | |
|-------------------------|---|
| Application | Indoor & Outdoor |
| Materials | Grade 304 Stainless Steel |
| Weight | 5.9kg [13lbs] |
| Colour & SKU |  Stainless Steel ESF.2.B.AB8 |
| Fuel Type | e-NRG Bioethanol |

BURNER VENTILATION & EFFICIENCY*

| | |
|--|--|
| Fuel Capacity | 8 Litres [2.1 Gallons] |
| Heats on Average (when used indoors) | Over 60 square metres [645 square feet] |
| Fuel Consumption | 1.1 L/h [0.29 Gal/h] |
| Thermal Output Net (MAX) | 21.56 MJ/h - 20,433 BTU/h - 5.99 kW |
| Burn Time | 7 - 11 hours (approx) |
| Minimum Room Size | 116 cubic metres [4096 cubic feet] per fireplace. |
| Optional Accessories | Twin Feet Fixings, Fire Screens, Top Tray, Decorative Media |

Read the manual carefully before operating the burner. Physical model dimensions should be verified against cut out dimensions BEFORE installation begins to confirm tolerances align.

* The efficiency data outlined above is indicative only and may vary depending on the model purchased, weather conditions, installation and bioethanol used.



VISIT OUR STORE

18 Barrys Point Road
Takapuana
Auckland

CONTACT US

0800 468 836
sales@nakedflame.nz
nakedflame.nz

NAKED FLAME
DESIGNER BIOFUEL FIREPLACES